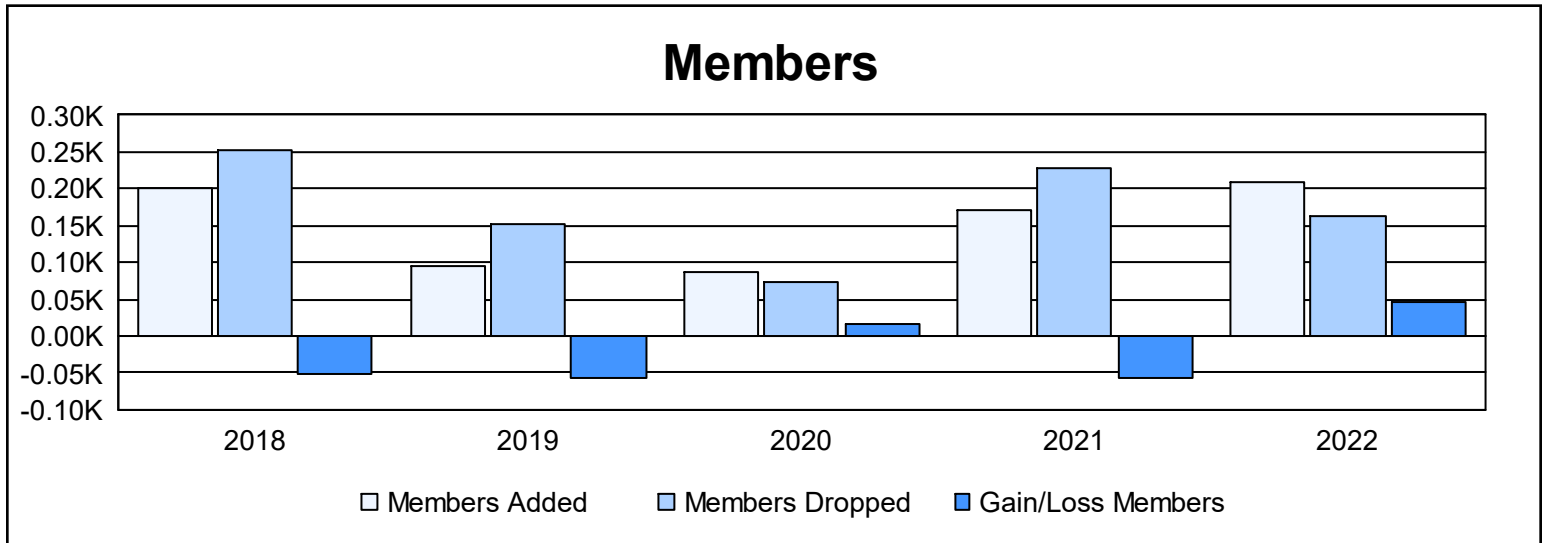
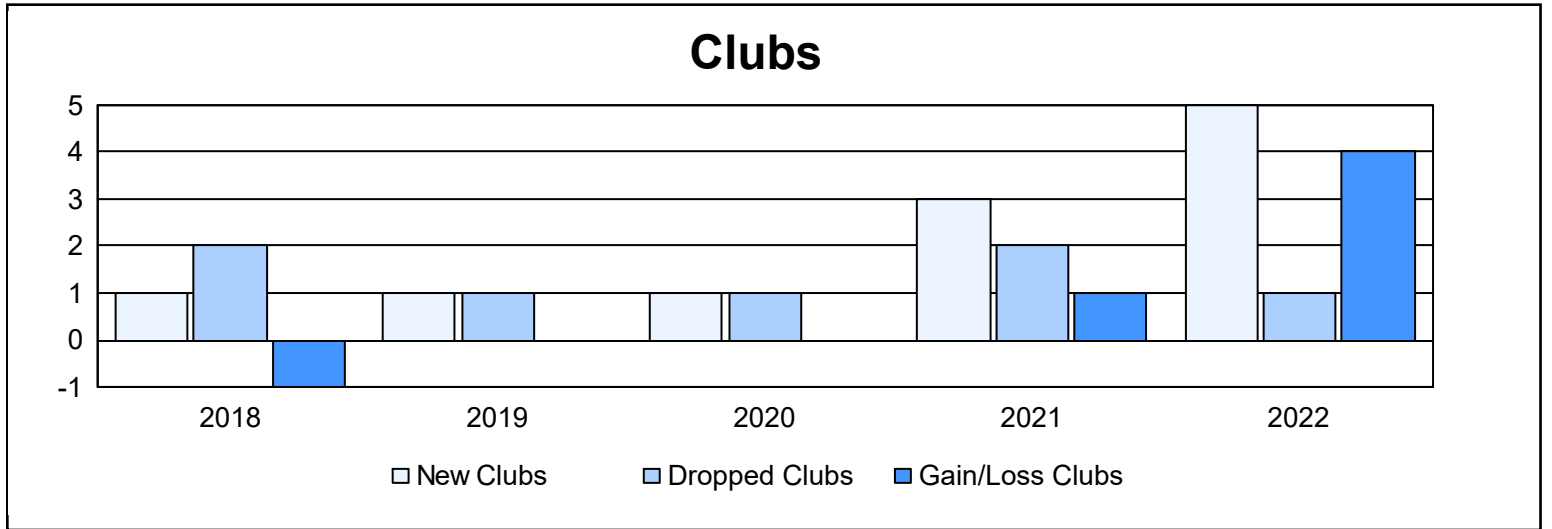
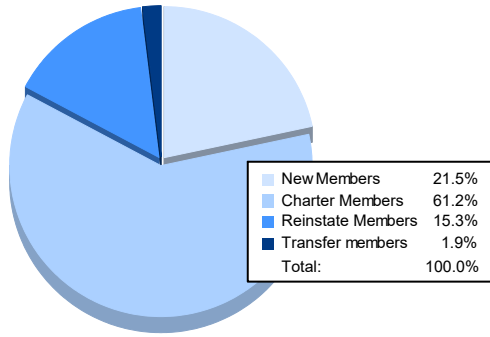


Year	New Clubs	Dropped Clubs	Gain/ Loss Clubs	New Members	Charter Members	Reinstate Members	Transfer Members	Total Member Added	Total Members Dropped	Gain/ Loss Members
2017-2018	1	2	-1	120	27	49	6	202	253	-51
2018-2019	1	1	0	44	36	15	0	95	151	-56
2019-2020	1	1	0	59	22	4	2	87	72	15
2020-2021	3	2	1	44	87	34	5	170	228	-58
2021-2022	5	1	4	45	128	32	4	209	163	46
<b>Average</b>	<b>2</b>	<b>1</b>	<b>1</b>	<b>62</b>	<b>60</b>	<b>27</b>	<b>3</b>	<b>153</b>	<b>173</b>	<b>-21</b>



### Membership Composition June 2022 Cumulative



### Gender Composition June 2022 Cumulative

